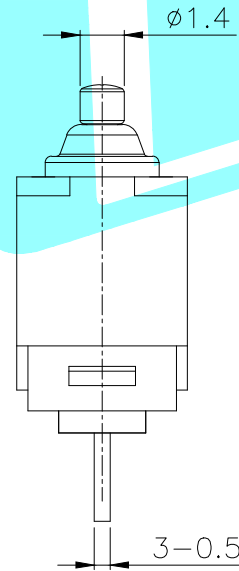
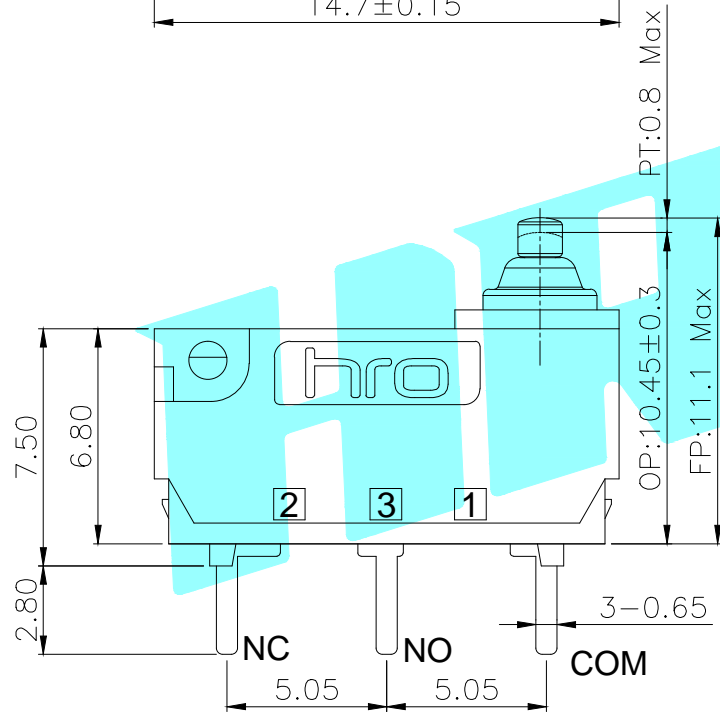


Circuit Diagram



NOTE:

1. Rating1:DC12V 3A  
Rating2:48V DC/125V AC/250V AC 0.1A
2. Operating force:130gf MAX
3. Electric Life:100,000
4. Mechanical Life:500,000
5. Ingress protection:IP67

⑦	Shrapnel	—	1	Brass	Plating silver	—
⑥	Contact	—	1	Ag	—	—
⑤	Sealed Circle	—	1	Silicone Rubber	—	—
④	Terminal	—	3	Brass(0.50t)	Plating silver	—
③	Plunger	—	1	POM	Black	—
②	Case	—	1	PA	Black	—
①	Cover	—	1	PA	Black	—
ITEM	PART NAME	TER'NO.	QTY.	MATERIAL	FINISHING	REMARK

APPROVALS		DATE		 ELECTRONICS CO.,LTD		
DRAWN	LIUCAN	2021.01.02				
CHECKED						
APPROVALS						
				TITLE:	MICRO SWITCHS	
				PART NO.	K9-2811N-OPDN-□□	
				UNIT: mm	SCALE: 1:1	PROJ:
				ANGLE		
				TOLERANCES ARE	30~以上 10~30 5~10 ~ 5	±0.30 ±0.20 ±0.15 ±0.10
				±2°		
				DRAWING NO.		SHEET 1 OF 1

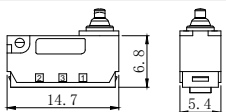
ECN NO.	REV.	DATE.	DESCRIPTION.	CHANGE.	CHECK.	APPRO.
	A		NEW			

# K9-281□选型表

## K9-2811N-1SDA-1A

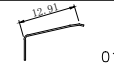

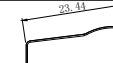
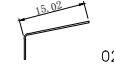
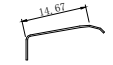
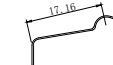
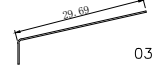

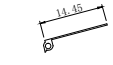


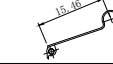
开关系列	名称
K9	防水微动开关





编码	线材长度L	编码	线材长度L
O	无线材省略	C	250mm
A	150mm	D	300mm
B	200mm	其它	...

编码	图示	产品规格
1		A型 14.7*5.4*6.8(柱型导芯)













流水号	电线规格	流水号	电线规格
0	无线材省略	5	0.14mm2*6C
1	UL1007 22AWG美标	6	UL1007 24AWG美标
2	AVSS0.3日标	7	特氟龙24AWG
3	AVSS0.5日标	8	VW-1 1015 20AWG
4	UL1007 20AWG美标	9	UL2468 24AWG VW-1 80℃

编码	额定负载
1	3A 12V DC
	0.1A 125/250V AC
	0.1A 48V DC
2	10(1.5)A 250V AC

编码	手柄类型	编码	手柄类型	编码	手柄类型
A	 01	E	 06	J	 22
B	 02	F	 07	K	 23
C	 03	G	 08	L	 26
D	 05	H	 09	M	 28
N	无手柄				


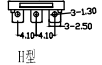
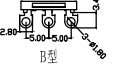


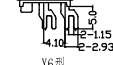

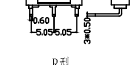
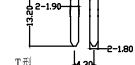
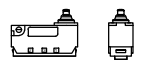



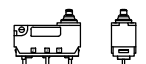
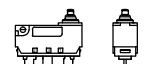


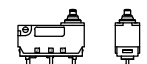


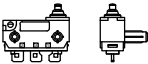
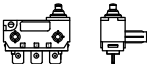
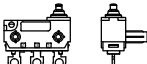
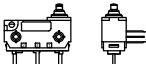
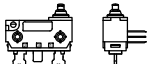
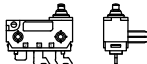

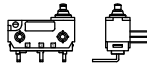
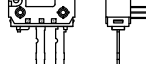

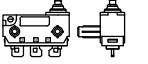
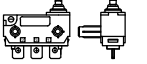
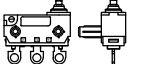
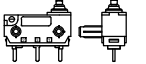
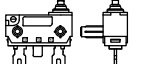
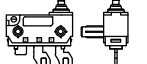
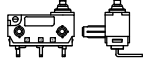
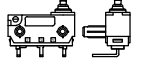


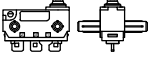
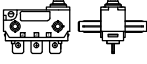
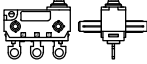
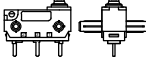
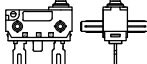
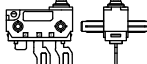
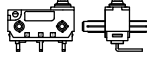
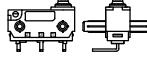
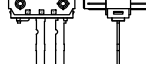
编码	图示	定位类型
N		无定位柱
R		右侧双定位柱
L		左侧双定位柱
D		两侧双定位柱
Q		其它

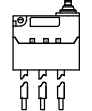
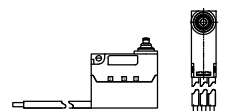
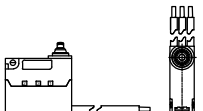
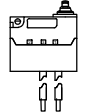
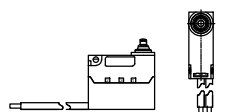
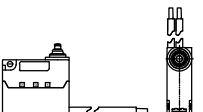
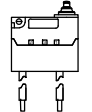
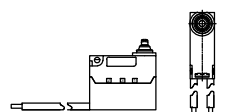
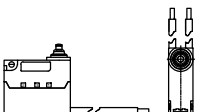
编码	定位柱长度L
0	无定位柱
1	1.5MM
2	2.0MM
3	2.5MM
4	3.0MM
5	3.5MM
6	5.0MM
7	1.3MM

编码	端子类型	编码	端子类型
S		T	
H		W	
B			
P		X	
K			
M		Y	
L			
R		Q	其它


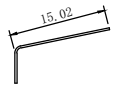
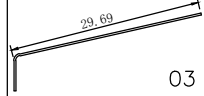
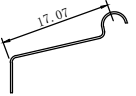
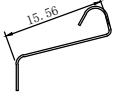
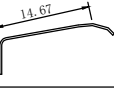
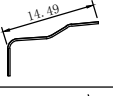
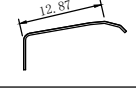
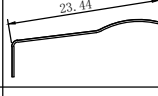

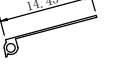

编码	触点类型
D	常开/常闭 SPDT
B	常开 SPST-NO
C	常闭 SPST-NC

# A型 选型表

端子类型 定位柱类型		S型	H型	B型	P型	K型	M型	L型	R型	T型	其他/Other
		 S型	 H型	 B型	 P型	 X5型	 X6型	 L型	 R型	 T型	其他/Other
N											
R											
L											
D											
备注：定位柱长度"L"通常为1.5MM、2.0MM、2.5MM、3.0MM、3.5MM、5.0MM，也可根据客户需求定制长度											

端子类型 触点类型		W	X	Y
D 常开/常闭				
B 常开				
C 常闭				

## 手柄类型

手柄	插入式	 12.91 01	 15.02 02	 29.69 03	 17.07 05	 15.56 06
	外扣式	 14.67 07	 14.49 08	 12.87 09	 23.44 22	 17.16 23
		 14.45 26	 15.46 28			