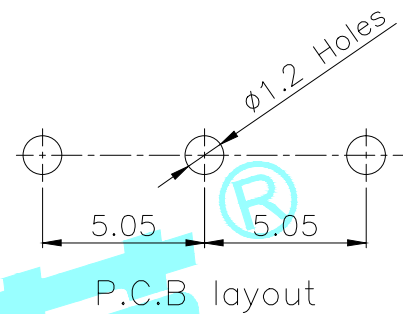
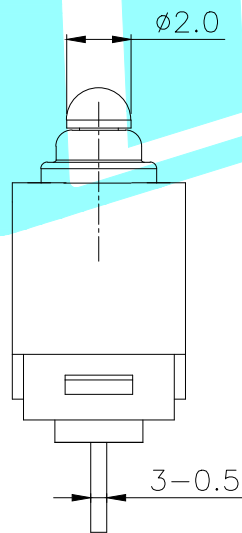
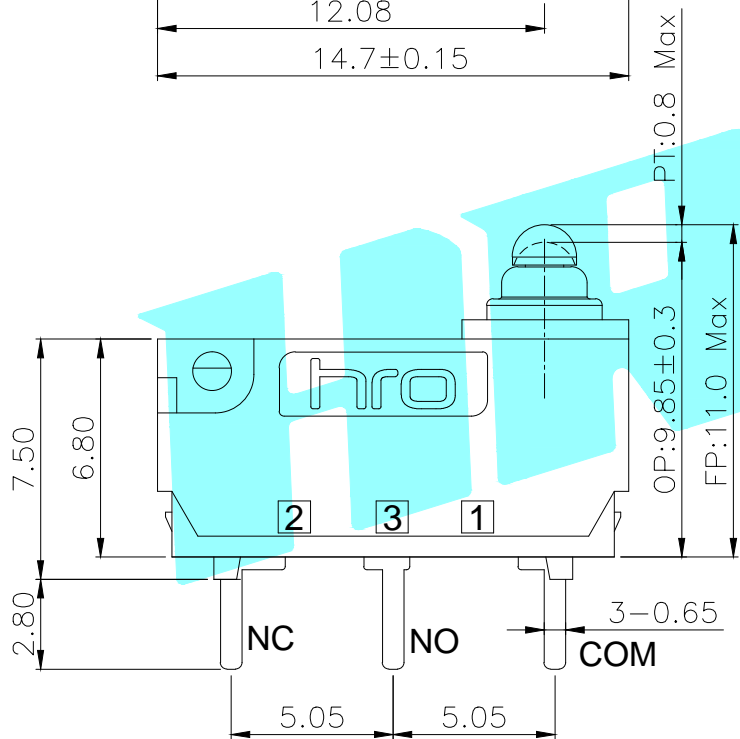


Circuit Diagram



P.C.B layout



NOTE:

1. Rating1:DC12V 3A
- Rating2:48V DC/125V AC/250V AC 0.1A
2. Operating force:130gf MAX
3. Electric Life:100,000
4. Mechanical Life:500,000
5. Ingress protection:IP67

⑦	Shrapnel	—	1	Brass	Plating silver	—
⑥	Contact	—	1	Ag	—	—
⑤	Sealed Circle	—	1	Silicone Rubber	—	—
④	Terminal	—	3	Brass(0.50t)	Plating silver	—
③	Plunger	—	1	POM	Black	—
②	Case	—	1	PA	Black	—
①	Cover	—	1	PA	Black	—
ITEM	PART NAME	TER'NO.	QTY.	MATERIAL	FINISHING	REMARK

APPROVALS		DATE		 ELECTRONICS CO.,LTD						
DRAWN	LIUCAN	2021.01.02					TITLE:	MICRO SWITCHS		
CHECKED				PART NO.	K9-2851N-0PDN-□□					
APPROVALS				TOLERANCES ARE	30~以上 ±0.30 10~30 ±0.20 5~10 ±0.15 ~ 5 ±0.10					
ECN NO.	REV.	DATE.	DESCRIPTION.	CHANGE.	CHECK.	APPRO.	ANGLE	UNIT: mm	SCALE: 1:1	PROJ:
						DRAWING NO.		SHEET 1 OF 1		

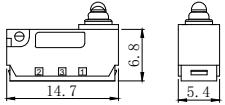
—	A	—	NEW	—	—	—
ECN NO.	REV.	DATE.	DESCRIPTION.	CHANGE.	CHECK.	APPRO.

# K9-285□选型表

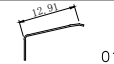

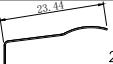
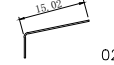
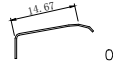
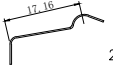
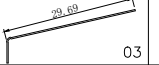

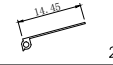


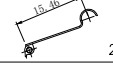
## K9-2851N-1SDA-01

开关系列	名称
K9	防水微动开关





流水编号	电线规格/其它	流水编号	电线规格/其它
01	UL1007 22AWG美标	06	UL1007 24AWG美标
02	AVSS0.3日标	07	特氟龙24AWG
03	AVSS0.5日标	08	VW-1 1015 20AWG
04	UL1007 20AWG美标	09	UL2468 24AWG VW-1 80℃
05	0.14mm2*6C	10	.....

编码	图示	产品规格
5		E型 14.7*5.4*6.8(帽型导芯)











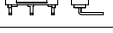

编码	额定负载
1	3A 12V DC
	0.1A 125/250V AC
	0.1A 48V DC
2	10(1.5)A 250V AC

编码	手柄类型	编码	手柄类型	编码	手柄类型
A	 01	E	 06	J	 22
B	 02	F	 07	K	 23
C	 03	G	 08	L	 26
D	 05	H	 09	M	 28
N	无手柄				


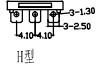
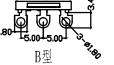


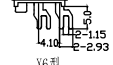
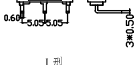
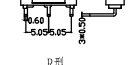



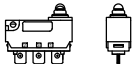
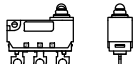
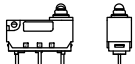
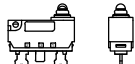

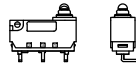
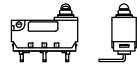
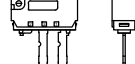

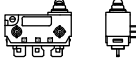






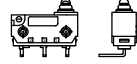


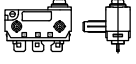

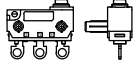

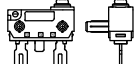
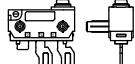




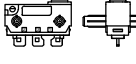



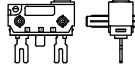




编码	触点类型
D	常开/常闭 SPDT
B	常开 SPST-NO
C	常闭 SPST-NC

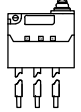
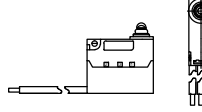
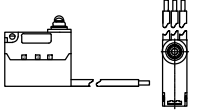
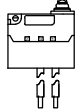
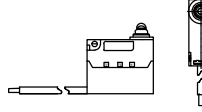
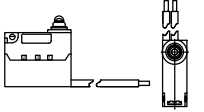
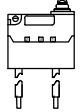
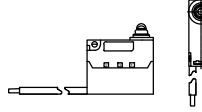
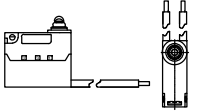
编码	图示	定位类型
N		无定位柱
R		右侧双定位柱
L		左侧双定位柱
D		两侧双定位柱
Q		其它

编码	定位柱长度L
0	无定位柱
1	1.5MM
2	2.0MM
3	2.5MM
4	3.0MM
5	3.5MM
6	5.0MM


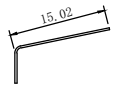
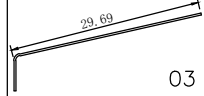
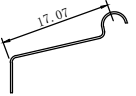
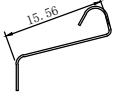
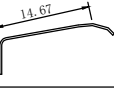
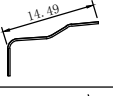
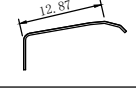
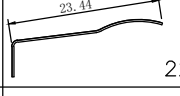

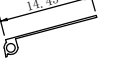

编码	端子类型	编码	端子类型
S		T	
H		W	
B			
P		X	
K			
M		Y	
L			
R		Q	其它

# E型 选型表

端子类型 定位柱类型		S型	H型	B型	P型	K型	M型	L型	R型	T型	其他/Other
											其他/Other
N											
R											
L											
D											
备注：定位柱长度"L"通常为1.5MM、2.0MM、2.5MM、3.0MM、3.5MM、5.0MM，也可根据客户需求定制长度											

端子类型 触点类型		W	X	Y
D 常开/常闭				
B 常开				
C 常闭				

## 手柄类型

手柄	插入式	 01	 02	 03	 05	 06
	外扣式	 07	 08	 09	 22	 23
		 26	 28			