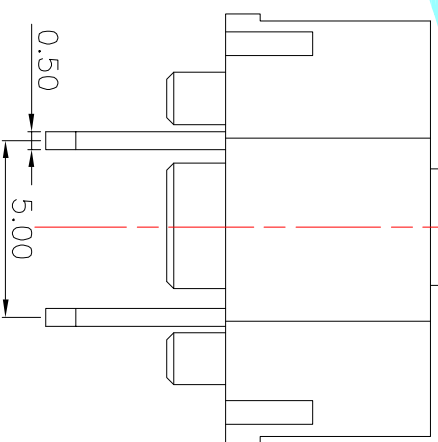
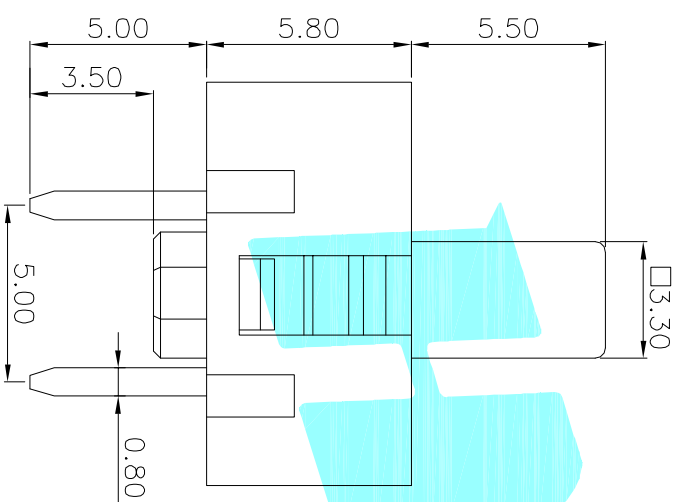
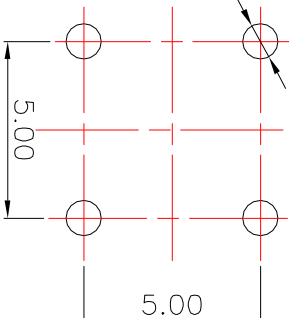


Circuit Diagram



4- ϕ 1.00



PCBLayout(Pattern Side)

②	Terminal	---	3	Phosphor bronze	Au Plating	---
①	Housing	---	1	Nylon	Black	---
ITEM	PART NAME	TERN NO.	QTY.	MATERIAL	FINISHING	REMARK

APPROVALS		DATE	ELECTRONICS CO.,LTD			
DRAWN	J.X.Zhong	2013/11/11	LED Tact Switch			
CHECKED	---	---	TITLE: LED Tact Switch			
APPROVALS	---	---	PART NO. K6-1204D			

ECN NO.	REV.	DATE.	DESCRIPTION.	CHANGE.	CHECK.	APPRO.
---	A	---	NEW	---	---	---
TOLERANCES ARE		30~12.5	±0.30	ANGLE	±2'	DRAWING NO.
		10~30	±0.20	UNIT: mm	SCALE: 1:1	PROJ:
		5~10	±0.15			SHEET 1 OF 1
		~5	±0.10			