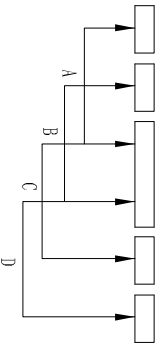
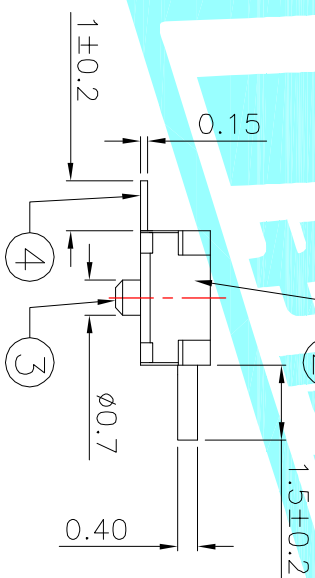
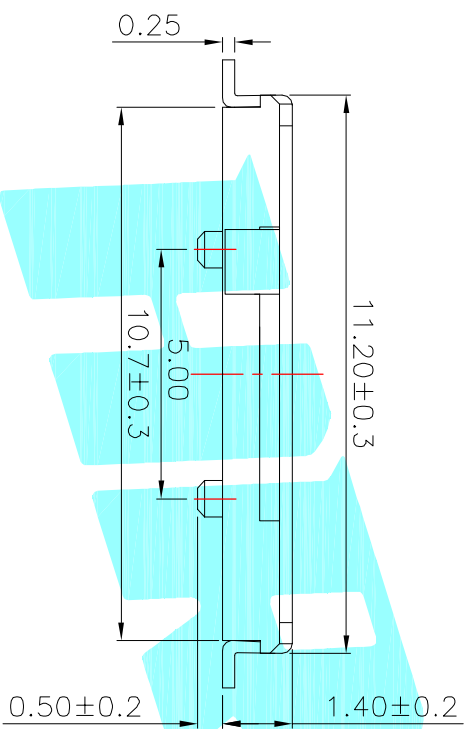


PCB Layout (Pattern side)

Note:  
Operating force: 200±100gf



Circuit Diagram

ITEM	PART NAME	TER'NO.	QTY.	MATERIAL	FINISHING	REMARK
⑥	Spring	—	1	SUS	Natural	
⑤	Contact Spring	—	1	Beryllium copper	Ag Plated	
④	Terminal	—	6	Brass Strip	Ag Plated	
③	Base	—	1	LCP	Black	
②	Cover	—	1	Phosphor Bronze	Natural	
①	KNOB	—	1	NYLON	White	

APPROVALS		DATE
DRAWN	J.X.Zhang	2013/9/29

ECN NO.	REV.	DATE.	DESCRIPTION.	CHANGE.	CHECK.	APPRO.
	A		NEW			

APPROVALS		TITLE:	PART NO.	SCALE:	PROJ:
CHECKED		TOGGLE SWITCHES	K3-1410S-E2	1:1	

TOLERANCES ARE		ANGLE	UNIT:	DRAWING NO.	SHEET
30~12.5	±0.30	±2°	mm		1 OF 1
10~30	±0.20				
5~10	±0.15				
~5	±0.10				



ELECTRONICS CO., LTD